

**HALLOWEEN
ATTRACTIONS
IN YOUR AREA**
(Pg. 4)

**BEST STORE-BOUGHT
PUMPKIN SPICE
PRODUCTS**
(Pg. 5 & 6)

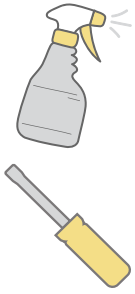
**BUTTERNUT
SQUASH
GNOCCHI
RECIPE**
(Pg. 7)

**DIY FALL
CRAFTS**
(Pg. 8)

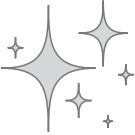
**ENTER OUR
HALLOWEEN
COSTUME CONTEST!**
(Pg. 9)

Now Available!

Maintenance & Cleaning Tips Videos



Overflowing toilet? Don't panic! The solution could be easy! Check out our collection of videos to help with various minor maintenance issues, such as what to do if your outlet or garbage disposal stops working. Also, learn how to care for the apartment interior, including floor care, microwave, granite countertops, stove, and oven.



These can be found on the Resident Portal, www.MyRichdale.com, home page beneath the Resident Resource Links, outlined below.



Show your apartment some love and keep it fresh!

The screenshot shows the top navigation bar with 'PAYMENTS', 'LEASE', and 'MAINTENANCE REQUEST' options. Below this are three main service tiles: 'Make Payments' (with a credit card icon), 'Maintenance' (with a wrench and screwdriver icon), and 'Contact Us' (with an envelope icon). To the right is an 'SMS ALERTS' section with a text input field for a mobile phone number and 'Opt In' and 'No Thanks' buttons. Below that is an 'ANNOUNCEMENTS' section with a 'New' badge and a link to 'Refer a Friend and earn a rent credit!'. At the bottom right is a 'WELCOME' section with the heading 'myRichdale Resident Portal' and a brief description of the portal's services.

Featured Video:

Cleaning Tips: Laminate Flooring

Using a cleaner that is non-rinsing, leaves no residue, and is non-abrasive is best when cleaning laminate floors, otherwise they may be damaged.



Click the image above to watch!

RESIDENT RESOURCE LINKS:

- [Community Policies](#)
- [Resident Info Packet](#)

Click items listed below to watch videos on how to solve minor maintenance issues and to learn how to care for appliances and surfaces in your home.

MAINTENANCE TIPS:

- [Garbage Disposal](#)
- [Overflowing Toilet](#)
- [GFCI Plugs](#)
- [Dishwasher](#)

CLEANING AND SURFACE AREA:

- [Laminate Flooring](#)
- [Porcelain Tile Flooring](#)
- [Oven](#)
- [Microwave](#)
- [Granite Countertops](#)



Richdale 101

Renewing your lease online


Home | CONCIERGE | PAYMENTS | LEASE | UTILITIES | MAINTENANCE REQUESTS

Lease Info

PRICING OPTIONS
There are 9 lease offers for you to choose from.

The lease renewal proposals shown below are valid thru 6/14/2020

Lease Start	Lease End	Term	Proposed Rent	Other Charges	Special	Total Monthly Charges	
6/1/2020	7/31/2021	14	\$1,700.00	\$65.00	\$0.00	\$1,840.00	Select
6/1/2020	6/30/2021	13	\$1,700.00	\$65.00	\$0.00	\$1,840.00	Select
6/1/2020	8/31/2021	15	\$1,705.00	\$65.00	\$0.00	\$1,845.00	Select



RESIDENT NAME *(Primary Resident)*

Address _____
 Unit # _____
 City, State (Zip code) _____

Email: .com _____
 Office: _____
 Home: _____
 FAX: _____

Select your lease term

Lease Start Date: **6/1/2020**

Selected Term Range: **14-14 Months**

Lease Term: **14**

Monthly Charges

Rent	\$1,700.00
Garage/Stall Rent	\$75.00
Amenity Service Package	\$45.00
Valet Recycling and Trash Svc.	\$15.00
Trash	\$5.00
Sub Total	\$1,840.00

Existing selected parking and other items

Description	Item	Monthly Fee
Garage - Attached	Garage - Attached	\$75.00

By clicking on the Continue button, you agree to renew your present lease for the new terms and rental options you have selected above.

Continue
Back

PC Recommended

For any questions please contact your Leasing Office.

1. Sign-in to the resident portal on www.MyRichdale.com
2. Click the "LEASE" tab then "Lease Info" on the drop-down menu bar.
3. Select a pricing option from the offers available.
4. Choose your "Lease Term".
5. When finished, click "Continue".

i By clicking on the Continue button, you agree to renew your present lease for the new terms and rental options you have selected above.

6. Sign.

Nebraska / Iowa

- You will be prompted to sign after clicking continue.

Texas / Minnesota

- You will be receiving an email notification to log back in once your lease is ready to sign.

i Garage or storage rates are included in sub total.

HALLOWEEN ATTRACTIONS IN YOUR AREA



CREEPY HOLLOW HAUNTED HOUSE

Creepy Hollow Haunted House is known as Houston's Scariest Haunted House and voted Top 13 in the Nation. Located only minutes from Downtown Houston, featuring three haunted attractions, multiple shows, amazing food and games. Be prepared to spend hours navigating the haunts, shows, and shops! Houston Texas are you ready to get your SCREAM on?

Not brave enough for the haunted houses? Not a problem at Creepy Hollow. You can get a grounds pass that lets you explore the whole area.

Check out the fire dancers or aerial performers, watch the freak show or visit the World of Oddities. Stop by one of the many food vendors and gift shops.

Fridays & Saturdays September 27th - October 26th - 7:30 PM to 12:00 AM

October 27th & 31st - 7:30 PM - 10:00 PM

Location: 12872 Valley Vista Dr, Rosharon, TX 77583



[CLICK HERE TO VIEW WEBSITE](#)

U.S. GHOST ADVENTURES GHOST TOUR

A dark history packed with gruesome deaths and gut-wrenching stories will leave your teeth chattering on a Houston Ghosts haunted tour. Led by expert local guides, you will discover more than a handful of the most haunted locations hiding in plain sight in downtown Houston. Be prepared to feel the hairs on your neck raise as the ghosts on this tour are not always shy with their visitors. Join us for an unnerving encounter unlike any other as we visit some of Houston's oldest and most haunted buildings around the historic Market Square Park. You'll hear of heartbreaking love stories, murderous stories, and even ghosts that seem to mean well...for the most part. Each stop on this meticulously researched tour has eye witness accounts of abnormal activity and a rich history behind every building.

Location: Market Square Park at 301 Milam St., Houston, TX

Tours are 1-hour across a 1-mile walking distance (ask about the extended bonus tour!)

Tours are held nightly at 8pm



[CLICK HERE TO VIEW WEBSITE](#)





BEST STORE-BOUGHT PUMPKIN SPICE PRODUCTS



It's time for pumpkin spice products, fall-inspired home decor and, yes, even Halloween decorations. There are dozens of store-bought pumpkin spice products popping up left and right on supermarket shelves — and not just in the coffee aisle.

We're here to help guide you on your pumpkin spice quest. We've rounded up some of the best store-bought pumpkin spice products available this year. There's no time to waste because these seasonal flavors won't be around for long. Read on and snag these pumpkin spice products while you can!

*All products are available at most major retailers or grocery stores unless stated otherwise.



DUNKIN' PUMPKIN SPICE MEDIUM-ROAST GROUND COFFEE

You don't have to wait in line at the drive-in to get your pumpkin spice beverage. This 11-ounce limited-edition bag of ground medium-roast coffee from Dunkin' is a simple way to enjoy the delicious flavor without leaving home.

SWISS MISS PUMPKIN SPICE HOT CHOCOLATE

Once temperatures drop, nothing beats sipping on a mug of hot chocolate. With this eight-count box of sachets, you can enjoy the rich taste of hot chocolate with the added warmth and spiciness of pumpkin spice.



TAZO PUMPKIN SPICE LATTE BLACK TEA CONCENTRATE

You don't need to be a coffee drinker to get in on the fun. Tazo has a pumpkin spice-flavored black tea that's already brewed and available in a 32-ounce container. It does not contain any artificial colors, flavors, or preservatives, promising no unpleasant, syrupy aftertaste.

KRUSTEAZ PUMPKIN SPICE PANCAKE MIX

Krusteaz's pumpkin spice-flavored pancakes are made with real pumpkin and none of that artificial stuff. It's the same mouthwatering taste of the Krusteaz Pancakes you know and love, with a burst of real pumpkin for that fall flavor you've been craving.



QUAKER PUMPKIN SPICE INSTANT OATMEAL

There's something so satisfying about eating a warm bowl of oatmeal, and this pumpkin spice version is the perfect way to incorporate the flavor of the season in the first meal of the day.





PUMPKIN SPICE CHEERIOS

Cheerios gets a fall twist with this pumpkin take on the classic recipe. This family-size box of whole grain, gluten-free cereal is festive dry or with milk.



DUNCAN HINES DOLLY PARTON'S PUMPKIN SPICE COOKIE MIX

The iconic country legend has teamed up with Duncan Hines to create a soft and chewy cookie mix that'll have you singing a little tune. All you need is an egg and some melted butter to make them.

NATURE'S BAKERY PUMPKIN SPICE FIG BAR

As a fan of the brand's raspberry fig bars, we have no doubt the pumpkin spice flavor will be just as good. The soft-baked bars come in a pack of six and are made with whole grains and real fruit.




PUMPKIN PIE POP TARTS

Everyone's favorite toaster pastry now comes in a fall flavor that's ready to be warmed up for the coziest breakfast of all. Between the pumpkin pie-flavored filling and the classic frosting with autumnal sprinkles, this is one great way to start the day.



LAKANTO PUMPKIN SPICE MUFFIN AND BREAD MIX

Friendly for many diets and nutritional needs, this mix is keto-friendly, gluten-free and dairy-free. The only thing it isn't free of is fall flavor.



Bonne Maman Pumpkin Spice Spread

This popular jam company has a seasonal spiced spread that's perfect for smearing on a piece of toast. It's made with warm notes of ground cinnamon, nutmeg, and clove.

ORGAIN PUMPKIN SPICE VEGAN PROTEIN POWDER

For those on a smoothie kick, there's Orgain's seasonal pumpkin spice protein powder, which also happens to be gluten-free, vegan and virtually sugar-free. One reviewer recommends blending a scoopful with frozen banana, almond butter, pumpkin puree, non-dairy milk and a dash of cinnamon for a healthy take on a pumpkin pie shake that's perfect for a quick fall breakfast or post-workout snack.



MILK-BONE PUP-KIN SPICE DOG TREATS

Treat your dog to a tasty treat while freshening their breath with Milk-Bone's 8-ounce pouch of pumpkin spice-flavored dog treats.





CREAMY BUTTERNUT SQUASH GNOCCHI

— WITH SAUSAGE, THYME, AND SAGE —

SERVINGS: 4

PREP TIME: 20 MINUTES

COOK TIME: 20 MINUTES

INGREDIENTS

- 12 oz Italian sausage casings removed (I used 3 sausage links)
- 1 tablespoon olive oil
- 10 oz potato gnocchi
- 1 cup heavy cream
- 1/2 cup chicken broth
- 1 cup butternut squash puree
- 3 cloves garlic minced
- 2 tablespoons fresh sage chopped
- 2 tablespoons fresh thyme
- Salt and coarsely ground black pepper to taste

DIRECTIONS



1. Remove sausage from casings and slice it.
2. Heat 1 tablespoon of olive oil on medium heat in a large, high-sided skillet.
3. Add sliced sausage and cook on medium heat for about 4 minutes on one side, without turning, to get the sausage slices browned. Flip over to the other side and cook for 2 more minutes.
4. To the same skillet with sausage, add uncooked potato gnocchi, heavy cream, and chicken stock. Bring to a boil on medium heat and stir everything well.
5. Cover with lid, and allow the gnocchi to cook for about 5 minutes on medium heat, while the sauce boils.
6. To the same pan with gnocchi and sausage, add butternut squash puree, and minced garlic. Bring the sauce to a boil on medium heat, reduce to low-medium heat, stir everything well.
7. Cook for about 3 or more minutes. Make sure the gnocchi are cooked through, the garlic is cooked to your liking, and the sauce thickens. Cook longer if you would like a thicker sauce.
8. Remove from heat.
9. Stir in half of the fresh sage and half of the fresh thyme. Season with freshly ground coarse black pepper.
10. When serving, top with the remaining half of the fresh sage and the remaining half of the fresh thyme.



DIY CANDY CORN DECOR

SUPPLIES NEEDED FOR THIS PROJECT:

Paper mache cones or styrofoam cones
White, yellow, and orange colored chunky yarns
Hot glue



INSTRUCTIONS:

1. From the top down, start wrapping your cone with the white yarn. Add a drop of hot glue to attach the yarn, then start wrapping the yarn. Once you get about 1/4 of the way down, secure the white yarn with more glue, then cut your yarn.

If you're using a styrofoam cone with a flat top, add hot glue to the center of the top and then start going in a circle until the top is covered. Once you finish covering the top, start wrapping the sides. Go about 1/3 of the way down, then cut and secure with hot glue.

2. Once you've secured the white yarn to your cone, add a dab of hot glue where you ended the white yarn, and add the orange yarn. Then start wrapping the orange yarn around the middle of the cone.

3. Last up is the yellow yarn. After you cut your orange yarn and secure the end with hot glue, start adding the yellow yarn. Continue wrapping until you reach the end of the cone. Make sure to glue all around the very bottom edge so it secures your yarn to your cone. Once you cover the cone completely, cut your yarn.



DIY FALL GNOMES

SUPPLIES NEEDED FOR THIS PROJECT:

EQUIPMENT

1 pair of scissors
1 hot glue gun
Glue sticks

MATERIALS

- 3 cardboard toilet paper tubes or cut paper towel tubes
- 6 sheets of felt in fall colors
- Scraps of felt in fall colors
- 3 wood beads
- 12 inch strip cream roving wool

INSTRUCTIONS:

1. Wrap a sheet of felt around each tube and cut off the excess.
2. Glue the edges with hot glue.
3. Make a cone with 3 additional sheets of felt to create a hat shape and run a bead of hot glue down the length to secure. Then cut away the excess.
4. Add some dots of hot glue to the top edges of the felt wrapped around the tube and place the hat on top of the tube. The hat should be long enough that it covers the top edges of the tube, and leaves enough space under the hat to attach the beard.
5. Next, cut about 3 inches of the roving wool and hot glue each piece under the brim of the felt hat.
6. Trim each piece of wool to a point.
7. Hot glue one of the wood beads to the center of the wool just under the felt hat on each gnome.
8. Finish by cutting two basic leaf shapes for each gnome out of different scrap felt and hot gluing them onto the hats.

CALL FOR ENTRIES:

HALLOWEEN COSTUME CONTEST

Think you have the most creative, clever
or unique Halloween Costume?

We want to see it!

Send in photos of your Halloween
Costume along with your name, the
name of your community, and unit
number to TheLeaf@Richdale.com
by Tuesday, October 31st.



PRIZES:

- 1st place \$150 Visa gift card
- 2nd place \$100 Visa gift card
- 3rd place \$50 Visa gift card

We can't wait to see your spooktacular costumes!

By submitting your photograph, you grant Richdale permission to use and/or publish the photograph for Richdale's marketing and publicity activities including, but not limited to, social media, website publications, magazine publications, advertisements, and any promotional materials offered both online or in digital or print form.

Do you have a
ROCKSTAR
employee that you want to recommend?



PLEASED WITH THE SERVICE YOU RECEIVED?

Did a Richdale Associate impress you with his or her dedication, service, work ethic, or professionalism?

WE WOULD LOVE TO HEAR FROM YOU!

Email us at TheLeaf@richdale.com and include your full name, community, and apartment number along with a brief description of the Richdale Associates service and the Associate's name.

THANK YOU, IN ADVANCE, FOR YOUR POSITIVE COMMENTS AND CONTINUED RESIDENCY!

By submitting your Richdale Rockstar shout out, you grant Richdale permission to use and/or publish the review for Richdale's marketing and publicity activities including, but not limited to social media, website publications, magazine publications, advertisements, and any promotional materials offered both online or in digital or print form.





My name is Perry and I live with my human Ashley L. at TurtleCreek Apartments in Des Moines, Iowa. My favorite thing to do is play fetch, especially with my pink fish toy. I will happily show you all my tricks if you give me my favorite salmon treats! I really love it when my human takes me on long walks on the trails near TurtleCreek. But most of all, I love being the best cuddle buddy.



Perry

PETS OF THE MONTH

My name is Kitty Kitty and I live with my human, Triniti W. and Nico M., at The Saxony in Dallas, Texas. When I am not napping, I enjoy a friendly smack down with the dog or hanging out with my humans. My favorite food is Salami, and I go crazy for catnip! I particularly enjoy annoying the dog, but I must admit that I like playing with the tennis balls and lounging on the couch with her.



Kitty Kitty



FEATURED RICHDALE REWARDS



**morningstar
mini-storage**

Morningstar Storage of Voss Rd.

2101 S Voss Road

Houston, TX 77057

713-348-9013

THE FIT FOODS
REAL FOOD, REAL RESULTS



My Fit Foods

3239 SW Freeway
Houston, TX 77027
281-588-0034

2802 N. Shepherd Dr.,
#100
Houston, TX 77008
281-720-8662

Take advantage of our *Richdale Rewards Program* and receive special discounts from some of your neighborhood retailers.

For a complete list of participating businesses visit www.richdale.com/rewards



* If you need a key tag please visit the Leasing Office.

Attention Residents:

**Furniture left by
dumpsters will
be charged to
your account.**



PAY YOUR RENT ONLINE



login to
MyRichdale.com

or the RentCafe
Resident App!



KEEP PATIOS AND BALCONIES BEAUTIFUL

Remember we only allow:

- Bikes (on hooks)
- Flower Pots
- Appropriate Patio Furniture



Here's a Bright Idea... Refer a Friend, Earn Some Money!



Refer a friend to live at a Richdale Community & earn a rent credit. Contact the Leasing Office for current referral rate.

Refer a friend to any Richdale sister community and receive a rent credit. New resident must apply, sign at least a 9-month lease, and move in between dates listed on flyer and write Referral's name on the guest card AND rental application. New resident cannot have previously lived at your community, and cannot not have lived at any Richdale sister community within the last 12 months. Referral bonus will be applied to Referral's account upon approval. Some restrictions apply.



Log on to www.myrichdale.com to review your account, view property notices, view the newsletter, pay your rent and submit work order requests directly to your Richdale Apartments leasing team. Please call the leasing office with any questions.